


NEW
SMILES
EVERY DAY



 **NEODENT®**
NEW SMILES EVERY DAY



CREATE NEW REASONS TO SMILE.

Neodent provides you with a complete range of products and services that are designed and produced by a team of professionals who truly love what they do. Like you, we live to give people new reasons to smile. New ways to enjoy everything life has to offer. **Every day.**

+ 20  years history

4th  largest company

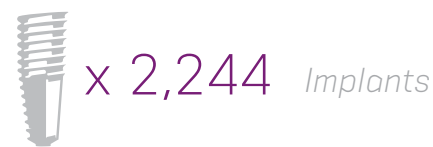
+ 30k  dentists

+ 1M  per year

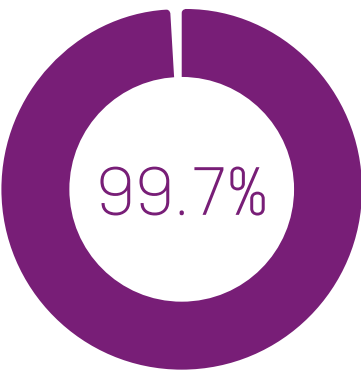
The history we forged over the past **20 years** has led us to be the **fourth-largest** dental implant company worldwide, present in **more than 20 countries**. Over **one million** Neodent dental implants per year are chosen by dentists all over the world. We trust that this is the result of the dedication and passion we put in everything we do. Through research and development, modern manufacturing processes and an exhaustive quality control, Neodent provides innovative solutions that allow dental professionals to deliver high-quality treatment to patients. When more than **30,000** dentists use Neodent products every year to improve **patients' lives** through dental treatment, we have a reason to smile.

Peace of mind for you. Increased satisfaction for your patients.

Our products are designed to address virtually all clinical needs. After all, they are developed by dentists for dentists. Modern treatment concepts require products that are aligned to clinical and lab requirements. Neodent implants delivered a 99.7% cumulative survival rate⁽¹⁾ in a retrospective study with 2,244 implants placed in 444 patients.

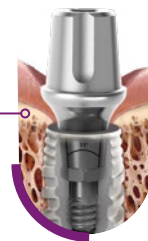


Survival rate of implants placed
between 2005 and 2010⁽²⁾



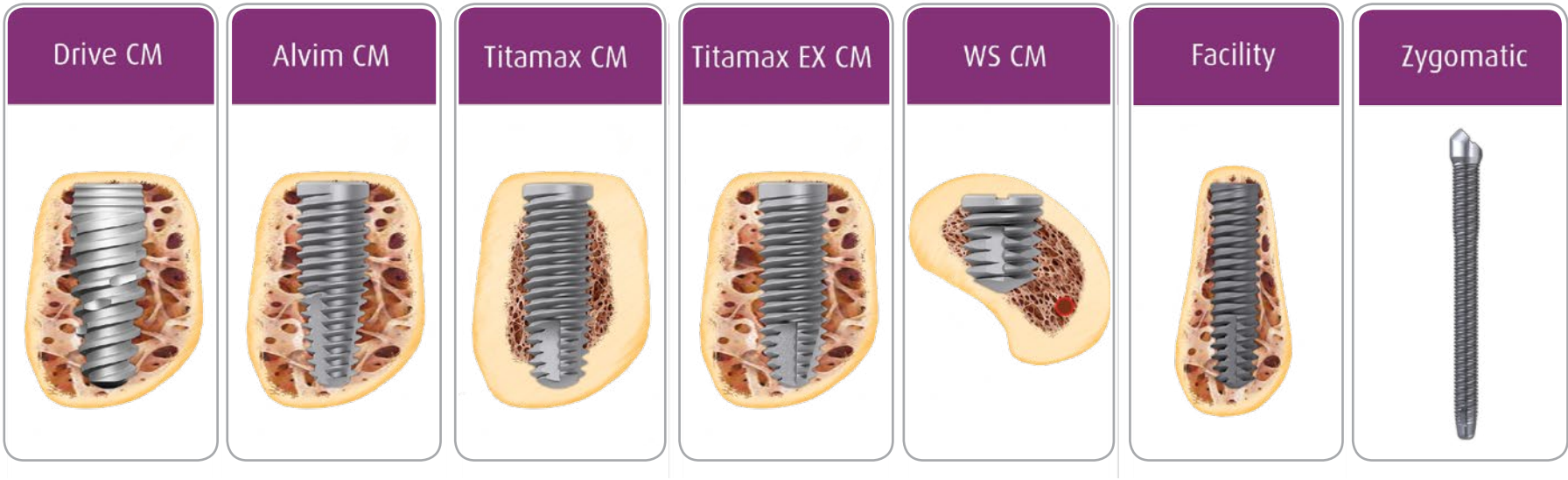
PERI-IMPLANT BONE REMODELING⁽²⁾

Bone level \leq 1mm



Multiple options for your cases. Immediate results and functionality.


Neodent implants have been designed to offer **high initial stability** in different bone densities. Precisely engineered implant body designs, innovative thread geometries, accurate cutting chambers and mastered apical designs offer you a **wide variety of solutions** to cover most treatment options. With a natural appeal towards a tapered shape, Neodent implants are widely chosen by dental professionals who look for a **reliable solution** in immediate loading protocols.



A proven prosthetic platform. Simplicity. Always.

Neodent implants feature a single Morse taper connection with the same dimension regardless of the implant diameter*. This results in **one prosthetic platform** that allows for a more **simple** and flexible **abutment selection**. Neodent’s wide range of prosthetic solutions enable you to deliver an outstanding prosthetic treatment outcome to your patients, whether it be a single or multiple unit restorations, screwed or cement-retained stock or CAD/CAM abutment.

*Except for WS, Facility and Zygomatic implant lines.



*Also available without Exact connection.

Innovation that works. Surface concept evolution.

acqua

With more than **100,000 Acqua implants sold** in the past, Acqua's unique hydrophilic surface features a physical-chemical technology designed to deliver better results in low density bone treatments, and developed to facilitate your work and enhance clinical results.

ACQUA'S MAIN BENEFITS ARE:

- Higher bone to implant contact and acceleration of the bone regeneration.^[3]
- Bone regeneration in association with biomaterials.^[4]
- An innovative surface designed for successful osseointegration.^[4,5]



More than
100,000
implants
sold



**HAVE NEW EXPERIENCES,
BENEFIT FROM INNOVATIVE
SOLUTIONS, GET ACCESS
TO STATE-OF-THE-ART
TECHNOLOGIES.**

Digitally friendly. From root to tooth.

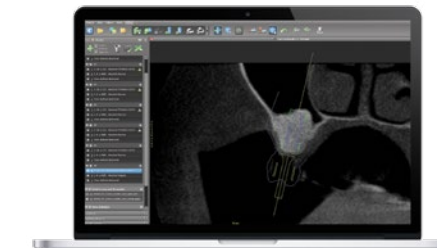
Neodent Digital solutions offer modern and reliable treatment options for the digital workflow. Through a dedicated digital portfolio it is possible to plan your surgical cases, perform guided surgeries and have customized prosthetic restorations. Digital, from root to tooth:

- Intra-oral scanbodies for precise digitalization.
- Sharply designed implant libraries available in the majority of surgical planning softwares.
- Optimized surgical instruments and sleeves tailored to your portfolio preferences.
- Titanium bases and titanium blanks for fully customized prosthetic restorations.

*Intra-oral
scanbody*



*coDiagnostiX®
or other widely
available softwares*



*Neodent
Guided Surgery*



*Customized
Prosthetic Restorations*



*Certain products, services, materials, protocols, procedures and techniques referenced on this page may not be available in certain territories. Please ask your territory manager.
coDiagnostiX® is a trademark of Dental Wings GmbH.



ILAPEO. A partnership in search of excellence.

We believe that **clinical experience** is the foundation for professionals to master their skills. Neodent has a strong partnership with ILAPEO, the Latin American Institute of Dental Research and Education, a **renowned center of excellence** in research and education in dental clinical practice. ILAPEO is an institution made up of professionals, teachers and researchers whose aim for the last 10 years has been to offer recognized and certified postgraduate, specialist and master's courses.

Additionally, at ILAPEO, thousands of patients have received **state-of-the-art treatment** and this makes it the ideal partner to provide qualified input to Neodent in the area of patient care to **continuously improve products and solutions**.

Lifetime guarantee. Because smiles are meant to last forever.

There is an additional reason to smile. Our implants come with a lifetime guarantee*. More than ensuring product durability, we trust our products can deliver lifetime quality and functionality. Neodent implants restored with **original components** are a peace of mind solution:

- Implants with lifetime guarantee*;
- Ten-year guarantee for abutments and metallic restorations*;
- Five-year guarantee for ceramic restorations*
- Great micrometer adjustment^[6,7]
- Patient's passport for all implant treatment past history



*For more about our guarantee policy, please visit: neodent.com.br/formularios-e-garantias



REFERENCES AND PUBLICATIONS

1. Sartori IAM, Latenek RT, Budel LA, Thomé G, Bernardes SR, Tioosi R. Retrospective analysis of 2,244 implants and the importance of follow-up in implantology. *Journal of Research in Dentistry*. 2014 Nov-Dez;2(6):555-564.
- 2- Albrektsson T, Zarb G, Worthington P, Eriksson AR. The long-term efficacy of currently used dental implants: A review and proposed criteria of success. *Int J Oral Maxillofac Implants*. 1986;(1):11-25.
3. Sartoretto SC, Alves AT, Resende RF, Calasans-Maia J, Granjeiro JM, Calasans-Maia MD. Early osseointegration driven by the surface chemistry and wettability of dental implants. *J Appl Oral Sci*. 2015 May- Jun;23(3):279-87.
4. da Silveira BM. Análises tomográfica, microtomográfica e histológica entre enxertos em bloco autógeno e xenógeno nas reconstruções ósseas de maxila. [master's dissertation on internet]. [Curitiba(Brazil)]: ILAPEO; 2013. [cited 15 jun 2014] 133p. Available from: <http://www.ilapeo.com.br/biblioteca-detalle/tomographic-microtomographic-and-histologicalanalysis-between-grafts-in-autogenous-and-xenogeneic--C162410.html>
5. Mendonça G, Mendonça BD, Oliveira SL, Araujo AC. Efeitos da diferenciação de células-tronco mesenquimais humanas sobre superfícies de implantes hidrofílicas. *ImplantNews*. 2013 Nov-Dez 10(6a):111-116.
6. de França DG, Moraes MH, das Neves FD, Barbosa GA. Influence of CAD/CAM on the fit accuracy of implant-supported zirconia and cobaltchromium fixed dental prostheses. *J Prosthet Dent*. 2015 Jan;113(1):22-8.
7. Berejuk HM, Shimizu RH, de Mattias Sartori IA, Valgas L, Tioosi R. Vertical microgap and passivity of fit of three-unit implant-supported frameworks fabricated using different techniques. *Int J Oral Maxillofac Implants*. 2014;29(5):1064-70.

Exclusively distributed by



instradent.us

Phone: 855 412 8883

E-mail: info.us@instradent.com

© 2016 - JIGC Indústria e Comércio de Materiais Dentários S.A.
All rights reserved. All trademarks mentioned herein, registered or not,
are property of JIGC Indústria e Comércio de Materiais Dentários S.A.
Reproduction without prior permission is forbidden.

